

This booklet is about how to stay safe online!

The first rule everyone should be aware of is...

TO KEEP YOUR PERSONAL INFORMATION TO YOURSELF: like not to tell where you live, not to tell your age, do not tell your name and do not tell which school you go to! This is because personal information should only be shared with people you trust and not random strangers. Also, never put pictures of yourself online unless you have permission from any adult you can trust and this is so no strangers could find you!

Age Rating

Now, be aware that if your child has What's App, Instagram or Tik Tok, they are under the age (13 years old, they should be!)

If you do not know what the age rating of the app is, check it out online or ask us in school and we will happily help you!

Random Questions


Now, I know that sometimes random questions pop up while you are online and if this happens, the safe thing you can do is tell an adult and not to delete or answer the question.

This is because some apps or websites want to know where you live, what your phone number or email are, some apps and websites could be trusted (like Purple Mash) but others should not be!

Viruses and trusted apps

Some apps or websites have viruses; viruses are a type of computer program modifying other computer programs infecting a computer!

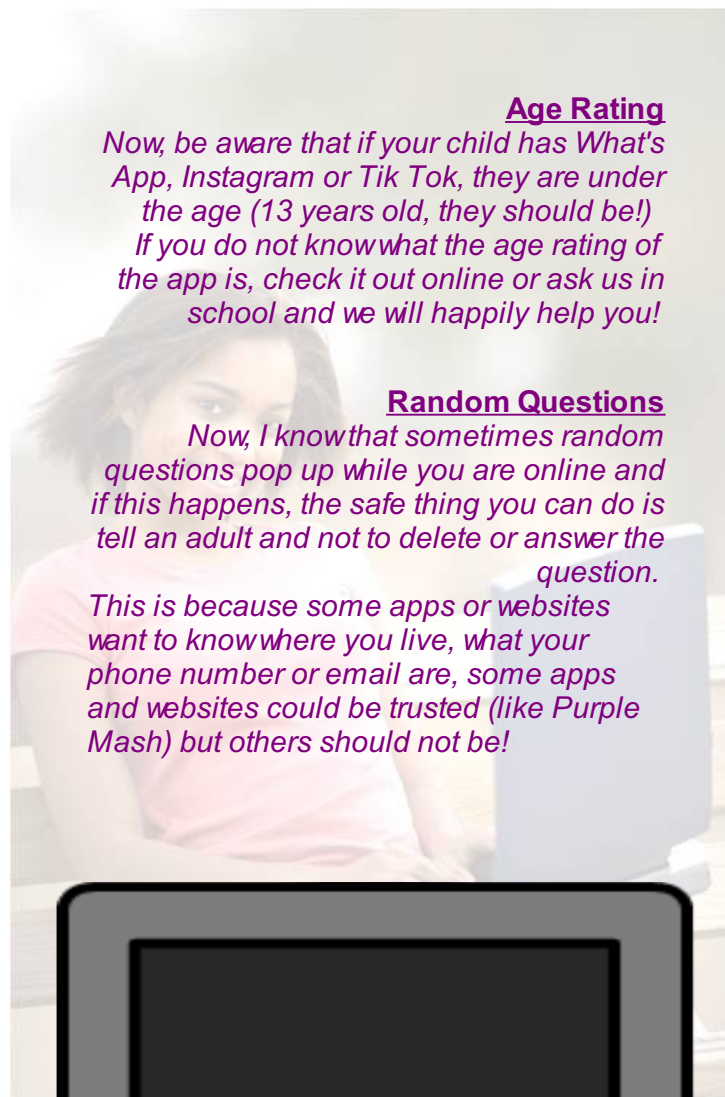
If you want to check that a website is safe with no virus; look near the type engine on the left hand side, you can find a lock and if it's locked, that means the website is trusted with no virus but if it's unlocked, you should leave the website and not share any of your personal information if the website asks you to!



YOU now know how to stay safe online so take this knowledge with you and make sure to keep safe online while playing your favourite games

KEEP YOUR PERSONAL INFORMATION PERSONAL!

Anyway, stay safe online!



For parents, these are ways to keep your child safe:

- To have parental guidance on your Wifi box or on your phone.
- Have a password for your child's device when downloading an app so you can check if it is a trusted app and if it is for your child's age.
- Give lessons to your child about Online Safety and how to keep your personal information a secret!


Parents,
open the leaflet more if you are a child and read the other stuff; not this! today we are going to find out how you can keep your child safe online; first warn your child about the dangers of playing with strangers and how not to share their personal info! Meeting with strangers online is another thing that should be talked about with your child and remind them, no stranger should be trusted...
Behave online, the same way you behave offline!

Also, tell your child about viruses and how some websites spread viruses and to help your child avoid that, teach them that on the left hand side of the search engine there is a lock and if it is locked, it means the website is safe with no viruses; if the lock is unlocked though, that means the website is dodgy and possibly could spread a fee... infect your computer!



STAY SAFE ONLINE

How to stay safe online?
If you don't know, read this leaflet!
This leaflet is both for adults and children; this leaflet gives advice to children on what to do when websites ask for your email; or how to get apps for their age and helps adults keep children safe online and that is just the start of what you will experience if you read this leaflet!



Online Safety Booklet



Made By
Year 6

